

/// QUICK·STEP®

PARQUET

Wood for Life

Waterproof

Easy installation

A man with dark hair and a beard, wearing a green textured sweater, is leaning over a large wooden plank in a workshop. He is using a hand plane to smooth the surface of the wood. The workshop is filled with stacks of wood on shelves in the background. The lighting is warm and focused on the man and his work.

Invite nature inside

Are you looking for a warm, authentic interior? Then you'll fall in love with the natural beauty of parquet. Bring the wonder of the outdoors into your home and surround yourself with the luxurious feel of natural wood flooring.

The secret behind our floors is a genuine passion for high-performance design and a floor made with love, for you to enjoy for the rest of your life.

The first waterproof parquet

NATURAL BEAUTY WITH OUTSTANDING PERFORMANCE



Start exploring

WHAT MAKES QUICK-STEP PARQUET SO UNIQUE?	P. 4
STEP BY STEP TOWARDS CIRCULARITY	P. 12
LET'S HELP YOU DECIDE	P. 14
FAQ	P. 106



CASC6031

Discover your new parquet

COLLECTION OVERVIEW	P. 22
CALA	P. 24
CASCADA	P. 34
AMATO	P. 52
MASSIMO	P. 62
PALAZZO	P. 68
DISEGNO	P. 78
INTENSO	P. 84
COMPARE ACROSS COLLECTIONS	P. 88
TOOLS TO HELP YOU CHOOSE	P. 90
ACCESSORIES	P. 92



CASC6031



What makes Quick-Step parquet so unique?

With Quick-Step parquet you'll make your house a home with a floor that remains beautiful for years to come. Our guaranteed commitment to you ensures your parquet is easy to maintain, protected against dirt and water and easy to install.

Experience warm, authentic wood beneath your feet without compromising on durability, waterproofness or performance.



WOOD FOR LIFE

Thanks to our Wood for Life guarantee, your floor will stay looking beautiful. This ensures the surface and joints are protected against dirt and spills, allowing it to easily maintain its natural look.



WATERPROOF

Don't worry about water! Our Cala, Cascada and Amato collections have a waterproof surface and are perfectly suited to every room of your home, including your kitchen, hallway and bathroom!



EASY INSTALLATION

Whether you do it yourself or get help from a professional, and whether your choice is floating or glued-down installation, it's as easy as 1-2-3! Our Uniclic (Multifit) system makes it easy to fully close the joints.

WHY CHOOSE QUICK-STEP PARQUET FLOORING?

Guaranteed Wood for Life



EASY TO MAINTAIN
EXTREMELY DURABLE
SCRATCH & STAIN RESISTANT

WHAT DOES WOOD FOR LIFE MEAN TO YOU?

Life can be messy – from dirty shoes and muddy paws in the hallway, to red wine stains and spaghetti bolognese on the kitchen floor. Wood for Life protects your floor so that dirt, spills and dust don't get into the grain and joints.

In this way, Quick-Step parquet is easy to maintain and extremely durable. Seven layers of protective lacquer ensure your floor is highly wear and tear and scratch resistant. With our Wood for Life guarantee, you can enjoy a floor that stays beautiful for years to come.

/// QUICK-STEP[®] with Wood for Life



Easy-to-clean surface

Your floor will never look dirty or dark. Thanks to a unique coating system that covers the full surface, even in the deepest surface textures. Dirt won't stick to the wood!



Clean joints

Due to the protective coating we apply on the joints, we ensure they will stay clean. The treated joint prevents dirt and dust from penetrating in the wood and making the joints dirty and discoloured.

Competitor wood



Dirty surface



Dark joints

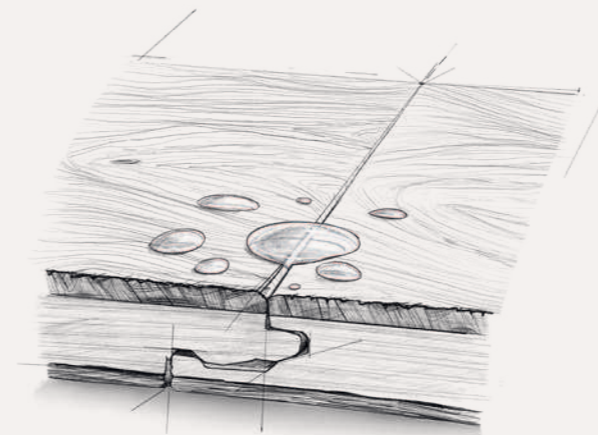
WHY CHOOSE QUICK-STEP PARQUET FLOORING?

Beautiful, waterproof parquet




Our Cala, Cascada and Amato collections go even further – on top of our Wood for Life quality guarantee, they also have a waterproof surface! This means water won't seep through the joints, so you don't have to worry about damage caused by water.

Our waterproof parquet can be installed in any room, including your kitchen, hallway and bathroom.



/// QUICK-STEP®

Enjoy our new and improved click system which makes it impossible for water to seep through the joints. On top of that, the Hydroseal water repellent coating on all four sides of our plank means that water can stay on your parquet up to 72 hours without causing damage.



COMPETITOR

Without our click system, you might not get a tight fit on all sides. Water can seep through the joints, creating mould or causing damage to your subfloor.

WHY CHOOSE QUICK-STEP PARQUET FLOORING?

Easy installation



Whether you're installing your flooring yourself or you have a professional to do the job, you'll want flooring that can be laid quickly and easily. That's why Quick-Step parquet has a Uniclic (Multifit) system to ensure your installation is a breeze.

Floating or glued-down installation? It's up to you. With the right underlay or glue and installation tools, your parquet can be installed in no time.

From installation to finishing and maintenance, we'll provide you with all the tools and products you need for your project.



SCAN AND SEE HOW TO
INSTALL A PARQUET FLOOR



HEAD TO PAGES 106 - 111 TO FIND ANSWERS
TO ALL YOUR QUESTIONS ABOUT UNDERFLOOR
HEATING/COOLING WITH QUICK-STEP PARQUET
AND FOR MORE INFORMATION ABOUT OUR
QUICK-STEP MASTER INSTALLERS

Step by step towards circularity

LIFETIME WARRANTY
DOMESTIC USE

Being as sustainable as possible is important to us. We want to create a circular system where our floors can be recycled and re-used as raw materials at the end of their lives instead of being thrown away. How are we going to do this? We have set ourselves clear and ambitious scientific based targets for 2030, and we're always innovating in order to meet them.

Step by step, here's how we're improving the sustainability of our parquet floors.



WANT TO KNOW MORE?
SCAN THE QR CODE OR
VISIT QUICKSTEP.COM

STEP 1

Made from sustainably sourced wood



The core and backing of our planks are made of recovered wood or fast-growing trees which can be replaced quickly, so we don't contribute to deforestation. As for the beautiful top layer of our parquet planks, it is made from noble wood species, like oak. Because it grows slowly, it takes a long time to replace them. We source these trees from sustainably managed forests, and we harvest as few as possible. That's why we've made the top layer of our planks thinner, meaning we can preserve more of this precious natural resource.



STEP 2

Designed to last a lifetime

Our parquet floors are guaranteed for life. Because making floors that last as long as possible is the most sustainable way forward. We ensure that our floors don't have to be thrown away after a few years: waterproof, scratch and stain resistant and easy to maintain thanks to our water based lacquered finish. They'll look as good as new for years and years to come. Which is good for the planet, and good for your home, too.



STEP 3

A new life for your parquet floor

We're proud to say that we were the first company in the world to develop a ground-breaking recycling technology: we can now turn the core of our wood flooring into new materials. Our goal is to replace 25% of the virgin wood fibers for our HDF core with recycled fibres by 2030. We're also working hard to develop take-back schemes for old floor planks. A floating installation makes recycling much easier. When the time comes, you can easily remove the floor, without causing any damage or mess.



* Information sur le niveau d'émission de substances volatiles dans l'air intérieur, présentant un risque de toxicité par inhalation, sur une échelle de classe allant de A+ (très faibles émissions) à C (fortes émissions).

Let's help you decide



When selecting the parquet that matches your style and interior, it's important to consider four things – the colour, grading, surface treatment and plank size.

1. Colour

Colour is central to any interior, and your floor plays a big role in that, setting the tone for your entire home. Look for the colour that best reflects your style.

SOFT COLOURS



NATURE COLOURS



DARK COLOURS



2. Grading

Looking at the character of the flooring and the amount of knots and cracks, we divide our floors into three grading classifications: Nature, Marquant and Vibrant.

NATURE

KNOTS & CRACKS
● ○ ○ ○ ○



MARQUANT

KNOTS & CRACKS
● ● ● ○ ○



VIBRANT

KNOTS & CRACKS
● ● ● ● ●



3. Surface treatment

You'll want to enjoy your floor from the moment it's installed. That's why we pre-treat it with lacquer or oil.

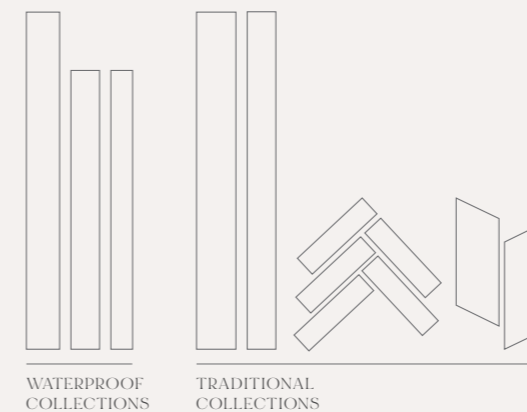
LACQUERED FINISH



OILED FINISH



TO SEE THE FULL COLOUR OVERVIEW, LEAF THROUGH OUR COLLECTIONS FROM PAGE 24 TO 87.



4. Plank size

Each collection has unique dimensions. So, when selecting a floor, it's worth thinking about the size of the room you want to install it in. With different formats, from wide to narrow planks, there's something for everyone to love.

LET'S HELP YOU DECIDE

Choose the right colour

When it comes to the colour choice in your home flooring, you'll want it to reflect your personality, whether that's trendsetter or traditionalist. Our timeless flooring can be integrated into any interior design. As colours influence your mood and well-being, it's important to feel comfortable with your choice of flooring.

TO SEE THE FULL COLOUR OVERVIEW ON ONE PAGE, GO TO PAGE 88.




SCAN THIS QR CODE TO ORDER A SAMPLE OR VISIT YOUR NEAREST QUICK-STEP SHOWROOM TO ASK FOR ONE.

NOTE: Always keep in mind that a sample gives only an indication of the appearance of the floor. Due to the natural characteristics of a wooden floor, a sample will never be able to represent all colour variations, knots, and cracks.

SOFT COLOURS

For those who like effortless luxury in pale powder tones, our soft colour palette selects the best in colour and rich gradients, to give your home that zen feeling. A light wood grain adds soothing, harmonic tones to your home.

If you want to recreate the Minimaluxe trend, try paring back visual clutter to celebrate the things that lift you. Include tactile materials that elevate your home – bouclé, slubby linen and untreated wood.



AMT6032

NATURE COLOURS

If you love being surrounded by nature's beauty, our nature colour palette will give your home a harmonious, grounding effect. Earthy tones and organic hues infuse your room with a sense of calm.

For an on-trend nod to the past, combine textured and smooth materials, sunny shades and statement pieces. Incorporating vintage and retro elements into your home interior adds a sense of nostalgia and warmth.



16

CAL7445

DARK COLOURS

Our dark colour palette will instantly give your home a sense of sophistication and luxury. On darker surfaces all details become livelier. Deep, rich tones create a cosy, intimate ambience, perfect when you like to add depth and character to your living space.

If you're looking for an exclusive touch, try combining your dark floor with toned glass and cold metallics. Too dark for you? Add some lighter tones to balance your room to your liking or to highlight architectural details.



17

CASC6033

LET'S HELP YOU DECIDE

Grading differences

Our flooring is made from natural oak, which gives you that authentic look you're expecting. To provide a floor which suits everyone's specific taste, we highlight those distinctive knots and cracks.

We have divided our flooring into three different grading classifications: Nature, Marquant and Vibrant. Even though each plank is unique, you'll get an idea of how your floor might look when it is installed.



NATURE

Natural colour variation and small knots for a subtle look.

KNOTS & CRACKS
● ○ ○ ○ ○

MARQUANT

Lively colour variation with more pronounced knots for a rustic look.

KNOTS & CRACKS
● ● ● ○ ○

VIBRANT

Lively colour variation with big knots and cracks for a floor full of character.

KNOTS & CRACKS
● ● ● ● ●



VISUALISE YOUR CHOICE OF FLOORING IN YOUR INTERIOR WITH OUR ROOMVIEWER.

LET'S HELP YOU DECIDE

Surface treatment

You'll want to enjoy your floor from the moment it's installed. That's why we pre-treat it with lacquer or oil.

If you want to enjoy our Wood for Life guarantee or a waterproof parquet, you can choose our lacquered finish as this gives the best protection against wear and tear, as well as dirt and spills.

In case you'd like to opt for a more traditional look, we also offer an oiled finish. Emphasising the authenticity of oak, you'll keep your oiled floor in top condition by applying a fresh coat every couple of years. It's important to note that oiled floors aren't waterproof and do not have the Wood for Life guarantee. Whatever the choice, your parquet will look great.



(DEEP) BRUSHED

Through brushing, the natural grain structure of the wooden plank is accentuated, adding depth.



BEVEL

Bevels define each individual plank, creating the feeling of an authentic wood floor. Our collection features designs with 2 bevels on the longest sides or 4 bevels on all four sides of the plank.



(EXTRA) MATT LACQUERED FINISH

- Seven layers of protective lacquer.
- Highly scratch and wear resistant.
- Improved protective layer that keeps the surface and the joints of your floor clean, even after years of use, thanks to Wood for Life.



EXTRA MATT OILED FINISH










- Two layers of high-quality UV oil.
- Emphasises the authenticity of real wood.
- Can be renewed, restored and kept pristine for many years with Quick-Step cleaning and maintenance products.











Beauty comes in many sizes



WATERPROOF COLLECTIONS

		WATERPROOF*	INSTALLATION	DIMENSIONS	BOX	WARRANTY	DISCOVER THE COLLECTION
	CALA			2 200 x 220 x 13 mm**	4 planks = 1,936 m ²	<ul style="list-style-type: none"> ✓ LIFETIME WARRANTY DOMESTIC USE ✓ 15 YEAR WOOD FOR LIFE WARRANTY ✓ 15 YEAR WATER WARRANTY ✓ 5 YEAR COMMERCIAL WARRANTY 	p. 24
	CASCADA			1 820 x 190 x 13 mm**	6 planks = 2,075 m ²	<ul style="list-style-type: none"> ✓ LIFETIME WARRANTY DOMESTIC USE ✓ 15 YEAR WOOD FOR LIFE WARRANTY ✓ 15 YEAR WATER WARRANTY ✓ 5 YEAR COMMERCIAL WARRANTY 	p. 34
	AMATO			1 820 x 145 x 13 mm**	6 planks = 1,583 m ²	<ul style="list-style-type: none"> ✓ LIFETIME WARRANTY DOMESTIC USE ✓ 15 YEAR WOOD FOR LIFE WARRANTY ✓ 15 YEAR WATER WARRANTY ✓ 5 YEAR COMMERCIAL WARRANTY 	p. 52

TRADITIONAL COLLECTIONS

			INSTALLATION	DIMENSIONS	BOX	WARRANTY	DISCOVER THE COLLECTION
	MASSIMO			2 200 x 260 x 13,5 mm**	4 planks = 2,288 m ²	<ul style="list-style-type: none"> ✓ LIFETIME WARRANTY DOMESTIC USE ✓ 15 YEAR WOOD FOR LIFE WARRANTY ✓ 5 YEAR COMMERCIAL WARRANTY 	p. 62
	PALAZZO			2 200 x 190 x 13,5 mm**	6 planks = 2,508 m ²	<ul style="list-style-type: none"> ✓ LIFETIME WARRANTY DOMESTIC USE ✓ 15 YEAR WOOD FOR LIFE WARRANTY ✓ 5 YEAR COMMERCIAL WARRANTY 	p. 68
	DISEGNO			580 x 145 x 13,5 mm	12 planks = 1,009 m ²	<ul style="list-style-type: none"> ✓ LIFETIME WARRANTY DOMESTIC USE ✓ 15 YEAR WOOD FOR LIFE WARRANTY ✓ 5 YEAR COMMERCIAL WARRANTY 	p. 78
	INTENSO			600 x 310 x 13 mm	4 planks = 0,744 m ²	<ul style="list-style-type: none"> ✓ LIFETIME WARRANTY DOMESTIC USE ✓ 5 YEAR COMMERCIAL WARRANTY 	p. 84



All our floors are made from wood, with an oak top layer of 2,5 mm thickness.

Each pack can contain one plank which is split into two pieces. You can use these planks at the start or end of a row without the need to cut down a full plank making the installation faster and easier.

** Tested according to ISO 4760:2022 (no leakage)

** Wood naturally comes in many sizes and for this reason length can sometimes differ. We set a standard length per collection. If this length is temporarily unavailable, your retailer will offer you the alternative length instead. Depending on availability, you will receive planks measuring 1 820 mm, 2 200 mm or 2 400 mm in length.



CALA

Creating the idea of a sheltered bay, Cala is where elegance meets waterproofness. Elevate your space with Cala's captivating wide plank designs that merge stunning style and practical protection.




SCAN TO EXPLORE
THE FULL COLLECTION


CALA (CAL) WATERPROOF COLLECTION

OUR QUALITY GUARANTEE


2 200 x 220 x 13 mm*
Box: 4 planks = 1,936 m²




Wintry forest oak extra matt
CAL7445
MARQUANT



Pearl white oak extra matt
CAL7448
MARQUANT



Leather oak extra matt
CAL6029
NATURE




Pure oak extra matt
CAL5611
MARQUANT



Natural oak extra matt
CAL6032
NATURE



Sunrise oak extra matt
CAL7449
MARQUANT



Dark chestnut oak extra matt
CAL7447
VIBRANT



Cinnamon oak extra matt
CAL7450
MARQUANT



COLOUR-MATCHED ACCESSORIES
See page 97

* Wood naturally comes in many sizes and for this reason length can sometimes differ. We set a standard length of 2 200 mm for Cala. If this length is temporarily not available, your retailer will offer you the alternative length of 1 820 mm instead. The product code will then end in -1820 (1,602 m²/box), for example CAL7445-1820.



Wintry forest oak extra matt CAL7445

2 200 x 220 x 13 mm

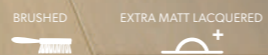
KNOTS & CRACKS



BEVEL



SURFACE TREATMENT



Pearl white oak extra matt CAL7448

2 200 x 220 x 13 mm

KNOTS & CRACKS



BEVEL



SURFACE TREATMENT





Leather oak extra matt CAL6029

2 200 x 220 x 13 mm

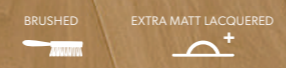
KNOTS & CRACKS



BEVEL



SURFACE TREATMENT



Pure oak extra matt CAL5611

2 200 x 220 x 13 mm


KNOTS & CRACKS



BEVEL



SURFACE TREATMENT





Natural oak extra matt CAL6032

2 200 x 220 x 13 mm

KNOTS & CRACKS



30



BEVEL



SURFACE TREATMENT



Sunrise oak extra matt CAL7449

2 200 x 220 x 13 mm

KNOTS & CRACKS



31

BEVEL



SURFACE TREATMENT





Dark chestnut oak extra matt CAL7447

2 200 x 220 x 13 mm

KNOTS & CRACKS



BEVEL



SURFACE TREATMENT



Cinnamon oak extra matt CAL7450

2 200 x 220 x 13 mm

KNOTS & CRACKS



BEVEL



SURFACE TREATMENT





CASCADA

This collection blends beauty and waterproof durability. Our waterproof design offers an unmatched resilience against moisture. Cascada boasts a wide range of colours, structures and finishes for any style.



SCAN TO EXPLORE
THE FULL COLLECTION

CASCADA (CASC) WATERPROOF COLLECTION


1 820 x 190 x 13 mm*
Box: 6 planks = 2,075 m²



OUR QUALITY GUARANTEE




Wintry forest oak extra matt
CASC3854
MARQUANT




Lily white oak extra matt
CASC5106
NATURE



Pearl white oak extra matt
CASC6030
MARQUANT



Desert oak extra matt
CASC5111
VIBRANT




Leather oak extra matt
CASC6029
NATURE



Natural oak extra matt
CASC6032
NATURE



Light chestnut oak extra matt
CASC6034
NATURE



Mustard oak extra matt
CASC6031
VIBRANT



Toffee brown oak extra matt
CASC3888
NATURE

* Wood naturally comes in many sizes and for this reason length can sometimes differ. We set a standard length of 1 820 mm for Cascada. If this length is temporarily not available, your retailer will offer you the alternative length of 2 200 mm instead. The product code will then end in -2 200 (2,508 m²/box), for example CASC3854-2 200.

CASCADA (CASC) WATERPROOF COLLECTION


1 820 x 190 x 13 mm*
Box: 6 planks = 2,075 m²



OUR QUALITY GUARANTEE



White cappuccino oak extra matt
CASC6033
MARQUANT




Light storm oak extra matt
CASC5110
MARQUANT



Cotton grey oak extra matt
CASC5112
VIBRANT



Brown vintage oak extra matt
CASC5676
MARQUANT



Tobacco oak extra matt
CASC5675
VIBRANT



COLOUR-MATCHED ACCESSORIES
See page 97

* Wood naturally comes in many sizes and for this reason length can sometimes differ. We set a standard length of 1 820 mm for Cascada. If this length is temporarily not available, your retailer will offer you the alternative length of 2 200 mm instead. The product code will then end in -2200 (2,508 m²/box), for example CASC3854-2200.



Wintry forest oak extra matt CASC3854

1 820 x 190 x 13 mm

KNOTS & CRACKS



BEVEL



SURFACE TREATMENT





Lily white oak extra matt CASC5106

1 820 x 190 x 13 mm

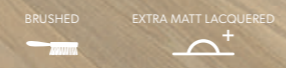
KNOTS & CRACKS



BEVEL



SURFACE TREATMENT



Pearl white oak extra matt CASC6030

1 820 x 190 x 13 mm

KNOTS & CRACKS



BEVEL



SURFACE TREATMENT





Desert oak extra matt CASC5111

1 820 x 190 x 13 mm

KNOTS & CRACKS



BEVEL




SURFACE TREATMENT



Leather oak extra matt CASC6029

1 820 x 190 x 13 mm

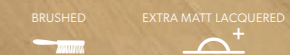
KNOTS & CRACKS



BEVEL



SURFACE TREATMENT





Natural oak extra matt CASC6032

1 820 x 190 x 13 mm

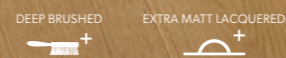
KNOTS & CRACKS



BEVEL



SURFACE TREATMENT



Light chestnut oak extra matt CASC6034

1 820 x 190 x 13 mm

KNOTS & CRACKS



BEVEL



SURFACE TREATMENT





Mustard oak extra matt CASC6031

1 820 x 190 x 13 mm

KNOTS & CRACKS



BEVEL



SURFACE TREATMENT





Toffee brown oak extra matt CASC3888

1 820 x 190 x 13 mm

KNOTS & CRACKS



BEVEL



SURFACE TREATMENT



CALA

CASCADA

AMATO

MASSIMO

PALAZZO

DISEGNO

INTENSO



White cappuccino oak extra matt CASC6033

1 820 x 190 x 13 mm

KNOTS & CRACKS



BEVEL



SURFACE TREATMENT





Light storm oak extra matt CASC5110

1820 x 190 x 13 mm

KNOTS & CRACKS

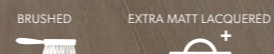


48

BEVEL



SURFACE TREATMENT



Cotton grey oak extra matt CASC5112

1820 x 190 x 13 mm

KNOTS & CRACKS



49

BEVEL



SURFACE TREATMENT





Brown vintage oak extra matt CASC5676

1 820 x 190 x 13 mm

KNOTS & CRACKS



50

BEVEL



SURFACE TREATMENT



CALA

CASCADA

AMATO

MASSIMO

PALAZZO

DISEGNO


INTENSO



Tobacco oak extra matt CASC5675

1 820 x 190 x 13 mm

KNOTS & CRACKS



51

BEVEL



SURFACE TREATMENT





AMATO

This collection is the most compact option for our 100% waterproof floors. Let Amato open up the narrower rooms of your home with its sophistication and functionality. Resilient against moisture, it's ideal for small areas like bathrooms and hallways.

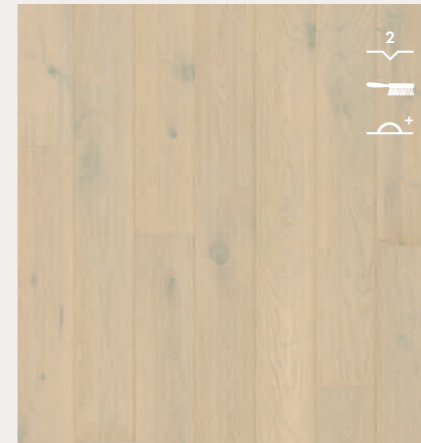


SCAN TO EXPLORE
THE FULL COLLECTION


AMATO (AMT) WATERPROOF COLLECTION

OUR QUALITY GUARANTEE

1 820 x 145 x 13 mm*
Box: 6 planks = 1,583 m²




Wintry forest oak extra matt
AMT3854
MARQUANT



Leather oak extra matt
AMT6029
NATURE



Pure oak extra matt
AMT3100
MARQUANT



Natural oak extra matt
AMT6032
NATURE



Sunrise oak extra matt
AMT4003
MARQUANT



Dark chestnut oak extra matt
AMT7446
VIBRANT



Cinnamon oak extra matt
AMT7444
MARQUANT



COLOUR-MATCHED ACCESSORIES
See page 97

* Wood naturally comes in many sizes and for this reason length can sometimes differ. We set a standard length of 1 820 mm for Amato. If this length is temporarily not available, your retailer will offer you the alternative length of 2 200 mm instead. The product code will then end in -2200 (1,914 m²/box), for example AMT3854-2200.



Wintry forest oak extra matt AMT3854

1820 x 145 x 13 mm

KNOTS & CRACKS



BEVEL




SURFACE TREATMENT



Leather oak extra matt AMT6029

1820 x 145 x 13 mm

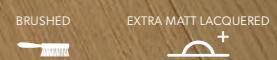
KNOTS & CRACKS



BEVEL



SURFACE TREATMENT





Pure oak extra matt AMT3100

1820 x 145 x 13 mm

KNOTS & CRACKS



BEVEL



SURFACE TREATMENT





Natural oak extra matt AMT6032

1 820 x 145 x 13 mm

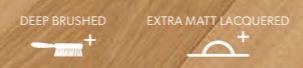
KNOTS & CRACKS



BEVEL



SURFACE TREATMENT



Sunrise oak extra matt AMT4003

1 820 x 145 x 13 mm

KNOTS & CRACKS



BEVEL



SURFACE TREATMENT





Dark chestnut oak extra matt AMT7446

1 820 x 145 x 13 mm

KNOTS & CRACKS



BEVEL



SURFACE TREATMENT



Cinnamon oak extra matt AMT7444

1 820 x 145 x 13 mm

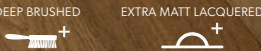
KNOTS & CRACKS



BEVEL



SURFACE TREATMENT





MASSIMO

Massimo embodies sheer luxury and authenticity, setting new standards with its unparalleled grandeur and extra-large dimensions. As our widest and longest parquet plank, it promises to transform spaces into a breathtaking showpiece.



SCAN TO EXPLORE
THE FULL COLLECTION

MASSIMO (MAS) TRADITIONAL COLLECTION

2 200 x 260 x 13,5 mm*
Box: 4 planks = 2,288 m²



OUR QUALITY GUARANTEE



only for
lacquered finish



White daisy oak extra matt
MAS5102S
VIBRANT



Cappuccino blonde oak extra matt
MAS3566S
VIBRANT



Winter storm oak extra matt oiled
MAS3563S
VIBRANT



Dark chocolate oak extra matt oiled
MAS3564S
VIBRANT



COLOUR-MATCHED ACCESSORIES
See page 97

* Wood naturally comes in many sizes and for this reason length can sometimes differ. We set a standard length of 2 200 mm for Massimo. If this length is temporarily not available, your retailer will offer you the alternative length of 2 400 mm instead. The product code will then end in -2400 (2,496 m²/box), for example MAS5102S-2400.



White daisy oak extra matt MAS5102S

2 200 x 260 x 13,5 mm

KNOTS & CRACKS

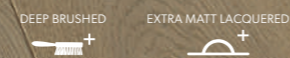


64

BEVEL



SURFACE TREATMENT



Cappuccino blonde oak extra matt MAS3566S

2 200 x 260 x 13,5 mm

KNOTS & CRACKS



65

BEVEL



SURFACE TREATMENT





Winter storm oak extra matt oiled MAS3563S

2 200 x 260 x 13,5 mm


KNOTS & CRACKS



BEVEL



SURFACE TREATMENT



Dark chocolate oak extra matt oiled MAS3564S

2 200 x 260 x 13,5 mm


KNOTS & CRACKS



BEVEL



SURFACE TREATMENT





PALAZZO

Palazzo reimagines luxurious designs that exude warmth and character. With timeless elegance this collection infuses modern spaces with a sense of heritage and sophistication.



SCAN TO EXPLORE
THE FULL COLLECTION

PALAZZO (PAL) TRADITIONAL COLLECTION

2 200 x 190 x 13,5 mm*
Box: 6 planks = 2,508 m²



OUR QUALITY GUARANTEE



only for
lacquered finish



Almond white oak oiled
PAL3014S
MARQUANT



Refined oak extra matt
PAL3095S
NATURE



Pure oak extra matt
PAL3100S
MARQUANT



Natural heritage oak matt
PAL1338S
MARQUANT




Sunset oak extra matt
PAL3893S
VIBRANT




Cinnamon oak extra matt
PAL3096S
VIBRANT



Latte oak oiled
PAL3885S
VIBRANT



Midnight oak oiled
PAL3889S
VIBRANT



COLOUR-MATCHED ACCESSORIES
See page 97

* Wood naturally comes in many sizes and for this reason length can sometimes differ. We set a standard length of 2 200 mm for Palazzo. If this length is temporarily not available, your retailer will offer you the alternative length of 1 820 mm instead. The product code will then end in -1820 (2,075 m²/box), for example PAL3014S-1820.



Almond white oak oiled PAL3014S

2 200 x 190 x 13,5 mm

KNOTS & CRACKS



MARQUANT

BEVEL



SURFACE TREATMENT



BRUSHED

EXTRA MATT OILED



Refined oak extra matt PAL3095S

2 200 x 190 x 13,5 mm

KNOTS & CRACKS

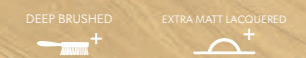


NATURE

BEVEL



SURFACE TREATMENT



DEEP BRUSHED

EXTRA MATT LACQUERED



Pure oak extra matt PAL3100S

2 200 x 190 x 13,5 mm

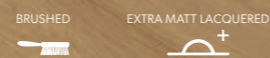
KNOTS & CRACKS



BEVEL



SURFACE TREATMENT



Natural heritage oak matt PAL1338S

2 200 x 190 x 13,5 mm


KNOTS & CRACKS



BEVEL



SURFACE TREATMENT





Sunset oak extra matt PAL3893S

2.200 x 190 x 13,5 mm


KNOTS & CRACKS



BEVEL



SURFACE TREATMENT



Cinnamon oak extra matt PAL3096S

2.200 x 190 x 13,5 mm

KNOTS & CRACKS



BEVEL



SURFACE TREATMENT





Latte oak oiled PAL3885S

2 200 x 190 x 13,5 mm

KNOTS & CRACKS



BEVEL




SURFACE TREATMENT



Midnight oak oiled PAL3889S

2 200 x 190 x 13,5 mm

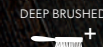
KNOTS & CRACKS



BEVEL



SURFACE TREATMENT





DISEGNO

This collection embodies intricate design within each plank. A collection seamlessly blending classic with a modern simplicity. Disegno can be installed in three attractive ways – herringbone, double herringbone and tile design.



SCAN TO EXPLORE
THE FULL COLLECTION

DISEGNO (DIS) TRADITIONAL COLLECTION


580 x 145 x 13,5 mm
Box: 12 planks = 1,009 m²




OUR QUALITY GUARANTEE



Creamy oak extra matt
DIS4856S
NATURE



Pure light oak extra matt
DIS5115S
NATURE



Cinnamon raw oak extra matt
DIS4979S
NATURE



COLOUR-MATCHED ACCESSORIES
See page 97



Creamy oak extra matt DIS48565

580 x 145 x 13,5 mm

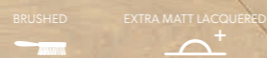
KNOTS & CRACKS



BEVEL



SURFACE TREATMENT



Pure light oak extra matt DIS51155

580 x 145 x 13,5 mm

KNOTS & CRACKS



BEVEL



SURFACE TREATMENT





Cinnamon raw oak extra matt DIS4979S

580 x 145 x 13,5 mm

KNOTS & CRACKS



82

BEVEL



SURFACE TREATMENT



CALA

CASCADA

AMATO

MASSIMO

PALAZZO

DISEGNO

INTENSO



Get creative with patterns

Herringbone patterns are timeless classics that are effortlessly finding their way into modern interiors. They add a touch of playfulness and turn every room into an eyecatcher.

Unleash your creativity with three possible pattern options.



HERRINGBONE



DOUBLE HERRINGBONE



TILE

83



INTENSO

Intenso brings unrivalled, intense character to any space. Its distinctive charm lies in the fusion of reclaimed aesthetics and dynamic chevron patterns, creating a visually striking masterpiece. Our craftsmen give each plank an authentic look, marked by hand sanded surfaces with height differences and gaps.



SCAN TO EXPLORE
THE FULL COLLECTION

INTENSO (INT) TRADITIONAL COLLECTION

OUR QUALITY GUARANTEE

600 x 310 x 13 mm
Box: 4 planks = 0,744 m²



Eclipse oak oiled
INT3903
VIBRANT



Traditional oak oiled
INT3902
VIBRANT



COLOUR-MATCHED ACCESSORIES
See page 97



Eclipse oak oiled INT3903

600 x 310 x 13 mm

KNOTS & CRACKS



BEVEL



SURFACE TREATMENT



Traditional oak oiled INT3902

600 x 310 x 13 mm

KNOTS & CRACKS



BEVEL



SURFACE TREATMENT



Compare colours, gradings and sizes across our collections

If you see a colour you like, and you want to know if it's available in another size or grading, this overview makes it easy to see the options available.



Please note, this colour overview only shows colours that have repeats throughout the collections. Other unique colours, ranging from light to very dark are not shown here.

GRADING




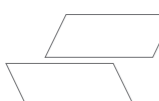
	KNOTS & CRACKS
NATURE	● ○ ○ ○ ○
MARQUANT	● ● ● ○ ○
VIBRANT	● ● ● ● ●

COLLECTIONS

WATERPROOF COLLECTIONS

CAL		CALA: 2 200 x 220 x 13 mm
CASC		CASCADA: 1 820 x 190 x 13 mm
AMT		AMATO: 1 820 x 145 x 13 mm

TRADITIONAL COLLECTIONS

MAS		MASSIMO: 2 200 x 260 x 13,5 mm
PAL		PALAZZO: 2 200 x 190 x 13,5 mm
DIS		DISEGNO: 580 x 145 x 13,5 mm
INT		INTENSO: 600 x 310 x 13 mm




NATURE	MARQUANT	VIBRANT
—	CAL7445 CASC3854 AMT3854	MAS5102S



NATURE	MARQUANT	VIBRANT
CAL6029 CASC6029 AMT6029 PAL3095S DIS5115S	CAL5611 AMT3100 PAL3100S	CASC5111 MAS3566S




NATURE	MARQUANT	VIBRANT
CASC3888 DIS4979S	CAL7450 AMT7444	PAL3096S



NATURE	MARQUANT	VIBRANT
CASC5106 DIS4856S	—	—



NATURE	MARQUANT	VIBRANT
CAL6032 CASC6032 AMT6032	CAL7449 AMT4003 PAL1338S	PAL3893S



NATURE	MARQUANT	VIBRANT
—	CAL7448 CASC6030	—



NATURE	MARQUANT	VIBRANT
CASC6034	—	CAL7447 AMT7446

OUR UNIQUE COLOURS



Tools to help you choose

FloorExplorer

With so many flooring options to choose from, making the right decision can be a challenge. Let our FloorExplorer guide you through a selection of floors that match your personal needs and style in just a few steps. Give it a try!



SCAN THE QR CODE
TO ACCESS THE
FLOOREXPLORER

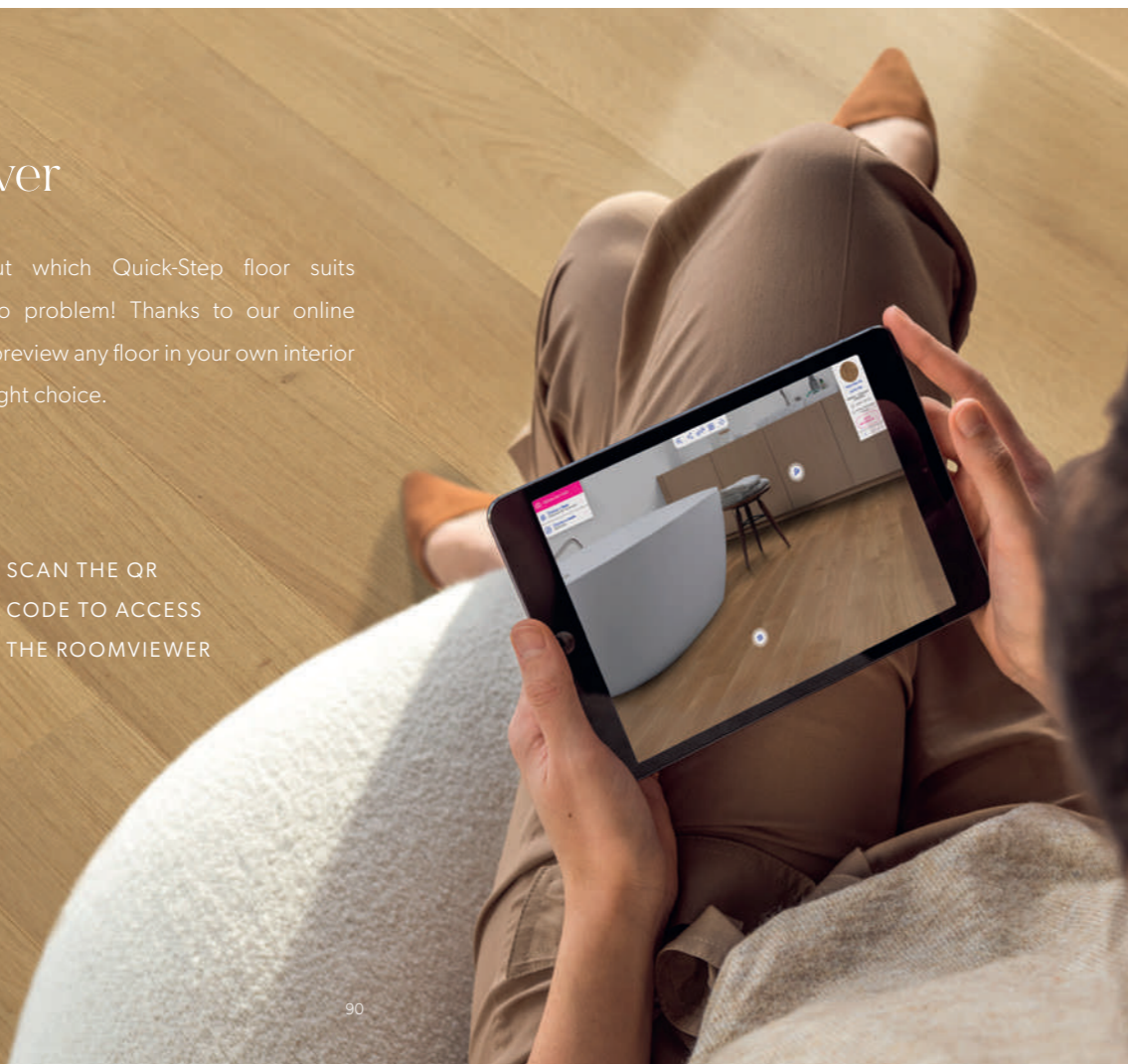


RoomViewer

Having doubts about which Quick-Step floor suits your interior best? No problem! Thanks to our online RoomViewer, you can preview any floor in your own interior to help you make the right choice.



SCAN THE QR
CODE TO ACCESS
THE ROOMVIEWER



Sample service

Curious to see what your floor of choice would look and feel like in reality? Do you want to find out if it matches your furniture, wall colour, art ...? Order a floor sample on our website and see for yourself.

Note: Always keep in mind that a sample gives only an indication of the appearance of the floor. Due to the natural characteristics of a wooden floor, a sample will never be able to represent all colour variations, knots and cracks.

GET INSPIRED AND FIND A DEALER

[quickstep.com](https://www.quickstep.com)

Accessories for your parquet

Your dream home isn't finished when you pick your floor.
Creating your perfect interior means selecting the right
accessories for your chosen floor.



1

INSTALLATION

All the tools you need for easy installation.

2

FINISHING

From skirtings to stairs, we have everything
covered to create your perfect finish.

3


MAINTENANCE

Keep your floor looking at its best with our
cleaning products and specialised oils.

ACCESSORIES FOR YOUR PARQUET


Step 1: easy installation

Installing the right underlay has a major impact on the final quality and acoustics of your floor.







UNDERLAYS

When you opt for a floating installation, choosing the right underlay is essential. Besides creating a level base for your new floor, it also provides excellent acoustic insulation, and the built-in vapour barrier protects your floor against rising moisture.

		IN-ROOM NOISE REDUCTION	NOISE REDUCTION TOWARDS ROOMS BELOW	UNDERFLOOR HEATING AND COOLING
 <p>Silent Walk QSUDLSW7 Thickness: 2 mm Roll: 7 m²</p> <p>The best underlay for rooms with heavy traffic, such as your living room and hallway. Offers optimal noise reduction in the room.</p>				 +  +  +
<p> Our Silent Walk underlay is composed of sustainable raw materials, including plant-based oils and mineral components such as chalk. We achieved a C2C Certified Material Health Certificate for this underlay, that's a globally recognized certification for products that are safe, circular and responsibly made.</p>				
 <p>Unisound QSUDLRUCO15 Thickness: 2 mm Roll: 15 m²</p> <p>Great all-round underlay for rooms with frequent traffic, such as your living room, hallway and kitchen.</p>	 +  + Not compatible			
 <p>Basic Plus QSUDLBP15/60 Thickness: 2 mm Roll: 15/60 m²</p> <p>All-round underlay for rooms with less traffic, such as your bedroom and home office.</p>	 +  + Not compatible			
 <p>Transitsound QSUDLTRS15 Thickness: 2 mm Roll: 15 m²</p> <p>The ideal noise-reducing underlay for upper-floor rooms and apartments.</p>	 +  + Not compatible			
 <p>Thermolevel QSUDLTL9 Thickness: 5 mm Pack: 9 m²</p> <p>The best choice for irregular subfloors. Provides additional insulation.</p>	 +  + Not compatible			

GLUED-DOWN INSTALLATION

If you're going for a glued-down installation, use Quick-Step parquet glue for the best result. A glued-down installation of your parquet reduces footstep noise to a minimum, can be installed without using profiles and maximises the performance of floor heating systems.

 <p>Parquet glue QSWGLUE16A 16 kg</p> <p>This fast curing and ready to use parquet glue is ideal for a glue-down installation of your parquet floor. Moreover, it maximises sound reduction and is resistant to humidity.</p>				
 <p>Parquet trowel QSWB11</p> <p>This high-quality trowel provides a perfect glue distribution and is indispensable for a professional glued-down installation.</p>				
 <p>Adhesive tape NETAPE50 Roll: 50 m</p> <p>Attach tape to your underlay for a moisture-proof underlay installation.</p>				
 <p>Installation set QSTOOLA</p> <p>Set with a tapping block to easily click planks together, a cramp iron for hard-to-reach places and spacers to provide perfect expansion joints (8 to 12 mm) between walls and floor.</p>				


ACCESSORIES FOR YOUR PARQUET

Step 2: the perfect finish

What makes our skirtings stand out is that they perfectly match the colour of your wooden floor to enhance the look of your room.

COLOUR-MATCHED SKIRTINGS

- ✓ Perfectly matching colours: our skirtings and profiles flawlessly match the colour of every floor.
- ✓ Real veneer surface: an authentic wood experience across the entire room.
- ✓ Quick-Step warranty: skirtings and profiles come with the same warranty as your floor.



Scotia
QSWSCOT(-)
2 400 x 17 x 17 mm

A discrete finish that matches the colour of your floor. Easy to install with One4All Glue. Also available in a white, paintable version (QSHSCOT19PAINT).



Water resistant scotia
QSWSCOT(-)MM
2 400 x 17 x 17 mm

For our waterproof collections. Use the Foamstrip and Hydrokit for a waterproof finish. Easy to install with One4All Glue.



Parquet skirting
QSWPPSKR(-)
2 400 x 16 x 80 mm

Skirting with space to hide cables. Easy to install with One4All Glue or Track. Also available in a white, paintable version (QSWPPSKRPAINT).



Water resistant parquet skirting
QSWPPSKR(-)MM
2 400 x 16 x 80 mm

For our waterproof collections. Use the Foamstrip and Hydrokit for a waterproof finish. Easy to install with One4All Glue or a Track to hide cables.

PAINTABLE SKIRTINGS



Scotia



Small skirting



Parquet skirting

WATERPROOF

Paintable skirting	QSHSCOT19PAINT 2 400 x 19 x 19 mm	-	QSHSK80PAINT 2 400 x 15 x 80 mm
--------------------	---	---	---

NOT WATERPROOF

Paintable skirting	QSSCOTPAINT 2 400 x 17 x 17 mm	QSPSKR4PAINT 2 400 x 14 x 40 mm	QSWPPSKRPAINT 2 400 x 16 x 80 mm
Clickable white skirting	-	-	SFTSKCLICKWHITE126 1 260 x 14 x 100 mm
	-	-	SFTSKCLICKWHITE240 2 400 x 14 x 100 mm
Clickable paintable skirting	-	-	SFTSKCLICKPAINT126 1 260 x 14 x 100 mm
	-	-	SFTSKCLICKPAINT240 2 400 x 14 x 100 mm



All our clickable skirtings use the Uniclic system for a seamless finish.

ACCESSORIES FOR YOUR PARQUET

Step 2: the perfect finish



SPECIAL PAINTABLE SKIRTINGS

WATERPROOF



Paintable waterproof flexible skirting
QSFLXSKR
7 000 x 14 x 40 mm

Flexible, paintable skirting made of foamed PVC that can be cut to your desired length. Ideal to finish pillars or curved walls. Use the Foamstrip and Hydrokit for a watertight finish in damp rooms. Easy to install with contact glue.

NOT WATERPROOF



Paintable cover skirting
QSISKRCOVER
2 400 x 16 x 129 mm

Paintable skirting to put over an existing one - ideal for renovations. Adjustable to 4 heights between 68 and 129 mm. Can be left white as well. Easy to install with One4All Glue. Not suitable for damp rooms - check out our range of waterproof skirtings.



Paintable ovolo skirting
QSISKRWHITE
2 400 x 16 x 160 mm


Paintable skirting that can be used in two shapes for more decorative freedom. Adjustable to 5 heights between 25 and 134 mm - use the supplied Incizo knife. Can be left white as well. Easy to install with One4All Glue. Not suitable for damp rooms - check out our range of waterproof skirtings.



SHAPE 1



SHAPE 2



Paintable ogee skirting
QSISKROGEE
2 400 x 16 x 160 mm

Paintable skirting that can be used in two shapes to add a specific character to your interior. Adjustable to 4 heights between 20 and 139 mm - use the supplied Incizo knife. Can be left white as well. Easy to install with One4All Glue. Not suitable for damp rooms - check out our range of waterproof skirtings.



SHAPE 1



SHAPE 2

INSTALLATION TOOLS FOR SKIRTINGS



One4All Glue
QSGlue290
290 ml

Multi-purpose glue that ensures adhesion to all materials and substrates. Average usage: 1 tube for 15 m of skirtings.



Track
NETRACK
2 400 x 8 x 27 mm

Designed for installation of parquet skirtings. Secure the track to the wall with screws or the One4All Glue before clicking the skirtings into place.

ACCESSORIES FOR YOUR PARQUET

Step 2: the perfect finish

The Incizo profile is a versatile 5-in-1 patented finishing tool designed to perfectly complement your flooring with matching colours. This solution can also be used to match the look of your stairs.

COLOUR-MATCHED PROFILES



Incizo profile
QSWINCP(-)
2 150 x 54 x 17 mm

Multifunctional and patented finishing tool to finish your floor and stairs in matching colours. Simply cut the Incizo basic profile to the desired shape with the supplied Incizo knife.
Contains 1 Incizo profile, 1 Incizo knife and 1 plastic rail.

APPLICATION 1
Connect two floors of different heights.




APPLICATION 2
Connect two floors of the same height.



APPLICATION 3
Finish your floor along walls or windows.



APPLICATION 4
Create a nice transition between your wood floor and other flooring types.



Incizo aluminium subprofile for stairs
NEWINCPBASE(-)
2 150 x 70 x 18,5 mm

The Incizo profile also allows you to finish your stairs and steps in the flooring design of your choice. For this application, you need the Incizo profile and an aluminium subprofile. Subprofile to be ordered separately.

APPLICATION 5
Finish your stairs and steps.



FINISHING TOOLS



Coloured kit
QSKIT(-)
310 ml

This elastic, acrylic-based paste is the ideal solution to fill joints between skirtings and walls. Available in matching colours.
Average usage: 1 tube for 15 m.



Pipe covers
QSPCINOX18/QSPCINOX22
2 pcs/pack

Stainless steel covers to nicely finish pipes and heating elements. Available in inside diameter sizes 18 and 22 mm. Do not glue the covers to the floor, but install them floating.

Step 2 the perfect finish



waterproof parquet floors

CALA
CASCADA
AMATO

FINISHING TOOLS

Follow the steps to create a complete room that's ready to take on the splashes and spills of daily life, from giving your pet a well-needed bath, to the mess from an over-enthusiastic helper in the kitchen!

STEP 1

Install your underlay

Choose the underlay that's most suitable for your project on page 95.



STEP 3

Add Foamstrip

Install a Foamstrip between the wall and your floor.



NEFOAMSTRIP20
20 000 x Ø 10 mm

STEP 5

Install your colour-matched skirting

Place the water resistant skirtings and wrap up.



STEP 2

Install your waterproof floor

Provide an expansion joint (8 to 12 mm) between walls and floor.



STEP 4

Add Hydrokit

Apply the Hydrokit on top of the Foamstrip.



QSKITTRANSP
310 ml

Time to enjoy your brand-new floor!

ACCESSORIES FOR YOUR PARQUET

Step 3: worry-free maintenance

Quick-Step cleaning products give you efficient, fast cleaning that's ecologically sound and won't damage your flooring.

CLEANING



Floor cleaner
QSCLEANECO1000
QSCLEANECO2000
1 L
2 L

Specially developed for Quick-Step floors, our biodegradable Floor cleaner thoroughly cleanses your flooring and protects the surface, keeping it looking like new. What's more, it's a sustainable choice so you'll be doing your bit for the environment as well as protecting your floors.



Spot cleaner
QSSPOTCLEAN
250 ml

Our spot cleaner has been expertly developed for Quick-Step floors. Use our Spot cleaner to remove even the most persistent stains such as permanent marker, paint or red wine, as well as kitchen spills, and more.



Cleaning kit
QSSPRAYKIT

Mop holder with refillable water tank and handy lever to easily moisten and mop your floor. Also includes a washable microfibre mop and 1 L of Quick-Step Cleaning product. A sustainable choice to clean your floor.



Cleaning mop
QSSPRAYMOP

Microfibre mop washable up to 60 °C.
Compatible with the Quick-Step Cleaning kit.

REPAIR



Repair kit
QREPAIR

Kit to easily repair light damage and recreate the original colour on your floor. Find detailed instructions at quickstep.com.

FOR OILED FLOORS ONLY



Oiled Parquet cleaner
QSWOILCLEAN
1 L

Protects your oiled wood floor by preventing it from drying out and losing its gloss.



Maintenance oil
QSWMAINTOILN / QSWMAINTOILW
1 L

Transparent/white oil that protects the matt finish of your oiled wood floor and repairs minor damage. Use once a year (or more depending on the wear of your floor). Average usage: 1 L for 75 m². Consult your dealer to pick the right maintenance oil for your floor.

We've got the answers to all your questions

1. What's the difference between floating and glued-down installation?

Quick-Step parquet floors can be installed in two ways: glued-down or floating. For glued-down installation, we advise the Quick-Step Parquet Glue, which was specifically developed for use with Quick-Step parquet floors. A floating installation requires no glue, but the use of a Quick-Step underlay. In combination with underfloor heating, a glued-down installation performs best, whereas a floating installation is easier to accomplish. The choice is yours!

2. Can I use parquet floors in combination with underfloor heating/cooling?

Yes, you can! Underfloor heating contributes to the warm feeling of parquet, and if you live in a warmer climate, parquet can be used with underfloor cooling too. If you're installing underfloor heating/cooling, a glued-down floor will give you the best results in terms of heating efficiency. Going for a floating installation? You'll have to use a Quick-Step Silent Walk underlay. This underlay ensures optimal heat flow from your underfloor heating/cooling that rises to the surface.

Check out our special "Floor Heating Installation Instructions" on our website for further detailed guidelines.

3. Do I really need expansion joints?

It's important to have the prescribed expansion joints along all walls and fixed obstacles to ensure that your floor has enough room to expand or contract due to changes in humidity. If the room is more or less square and if there aren't strong indoor climate changes, you can lay a surface of up to 20 m long and

20 m wide without extra expansion joints in the floor surface. With dimensions more than 20 m or widths of more than 20 m, there should be an intermediate expansion joint. For detailed information, check the installation instructions on our website.

If you go for a floating installation, it is also necessary to place expansion joints under the doors between rooms to separate the rooms. With a glued-down installation, that's not necessary.

4. Should I go for lacquer or oil?

LACQUER

A coat of lacquer applied to the surface of the parquet closes the pores of the wood. If you opt for extra matt lacquer, your parquet will have the soft look of oiled wood. Lacquered Quick-Step parquet receives up to seven layers of UV-cured, water based lacquer. That's how we make maintenance easier for you and protect your floor against wear, scratches and stains.

OIL

Oiling your parquet means impregnating the wood – the oil seeps into the pores, protecting the wood from the inside and giving it a natural-looking vibe. Oiled Quick-Step parquet has an extra matt and authentic look, and ages beautifully, thanks to its two layers of modified oil. Micro scratches can be removed easily with maintenance oil, plus our floors are also easy to maintain. But watch out – dirt and stains can penetrate oiled wood if not maintained properly. And it scratches more easily than lacquered wood. That's why you should always give your parquet the maintenance it deserves.





5. In which direction should I install my floor?

GUIDED BY THE LIGHT

The direction in which you lay your floor has a huge impact on a room's overall appearance. As a general rule, you should lay your floor in the same direction as the main light source in a room and in line with the most frequently used entrance. If there are several doors and windows, then opt for the direction that's the easiest to install.




CAL7445

IN SMALL ROOMS


If you're laying your floor in a small room, you'll want to add a sense of depth. Make a room look bigger by installing your floor lengthwise. Want to increase the effect of the lengthwise installation even further? Then combine a light-coloured floor with darker walls, which will add even more depth to your room.

IN NARROW ROOMS

In a narrow room, why not lay your floor parallel to the shortest wall? Planks laid width wise will make a surface appear wider, avoiding a boxed-in feeling. To enhance this even further, avoid dark colours for your floor or walls, as these will make the room look even narrower.



CAL6029



AMT6029

6. In which rooms can I install my parquet floors?

The Quick-Step Cala, Cascada and Amato collections are suitable for all rooms – even your bathroom or kitchen, thanks to our waterproof technology. In rooms that don't get wet, all our other collections can be installed. Because our wood is pre-treated with oil or lacquer, it will look like new for years to come.



CAL7450

8. How do I install parquet?

You or your professional installer can install Quick-Step parquet in two ways: floating or glued-down. The choice is yours!

Whatever you choose, thanks to our Uniclic (Multifit) system, quick installation is guaranteed. When using underfloor heating/cooling, we advise a glued-down option for optimal heat flow.

To finish everything up, add some style with skirtings and profiles that match the colour of your floor. Or, finish up with paintable skirtings. Browse through our accessories on page 97.



MASTER INSTALLERS AT YOUR SERVICE

Opt for professional installation by an accredited Quick-Step Master Installer or go to your retailer for detailed help about your project. Master installers are trained at the Quick-Step Academy, the most exclusive training centre in the flooring industry.

- Get the best end result with expert underlay selection and subfloor preparation.
- Make your floor stand out with advice on the correct installation direction.
- Enjoy a perfect finish: meticulously fitted skirtings, profiles and staircases.
- Expert quality at the right price.
- A lifetime warranty* after registration of the installation.

If there's no master installer in your neighbourhood, stop by your local retailer for questions about installation.

* The lifetime warranty lasts as long as the product warranty.



More info on [quickstep.com](https://www.quickstep.com)

7. What plank size should I use for my floor?

A simple rule is to use a large format for large rooms which will emphasise the space. For small or irregularly shaped rooms, narrow formats will match the proportions of the room better.

Do you want to make the most of a smaller room? The herringbone pattern, a timeless and contemporary choice for any home, can work wonders in small spaces. Its unique design creates an illusion of more space, making it a stylish and practical option for flooring.



DIS48565

110



111



quickstep.com

a brand of  UNILIN

Product images may differ from actual product. The availability of products, or the products themselves, may change at any time without notice.

Content © 2024 - 2025 by Unilin BV, division Flooring. All rights reserved. The contents of this brochure may not be reproduced in whole or in part without prior written permission from the publisher.

024 204 02 - Z1 - NON UK

Coverphoto: CASC3888

FOLLOW US ON



@quickstepfloors



@quickstepfloor

STEP BY STEP TOWARDS CIRCULARITY

